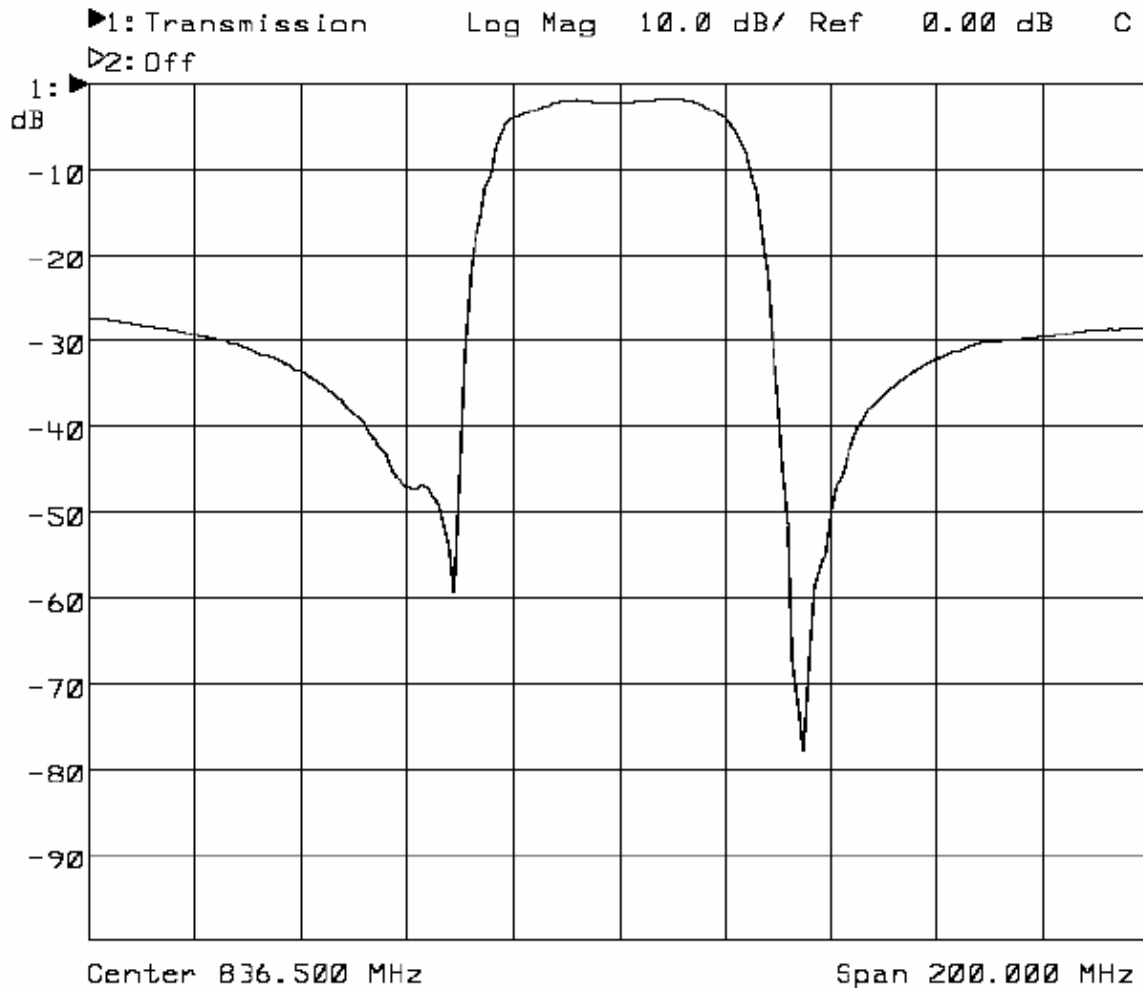


DESCRIPTION

- Miniature 836.5 MHz surface acoustic wave (SAW) bandpass filter with a 35 MHz typical 3dB bandwidth
- 3.0x3.0 mm LCC package
- RF front end filter in cellular phone equipment.

TYPICAL PERFORMANCE



MAXIMUM RATINGS

Parameter	Min	Max	Units
Operating Temperature Range	-40	+85	°C
Storage Temperature Range	-40	+85	°C
Input Power Level		+23	dBm
Max. D. C. Voltage between Each Terminal		10	V

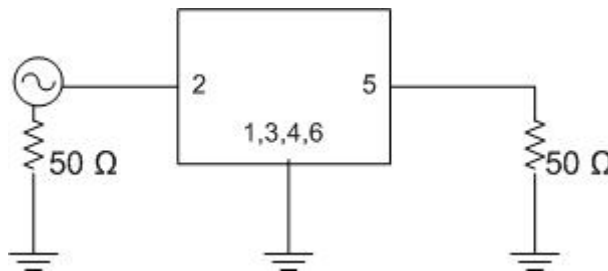
SPECIFICATION

Parameter	Min	Typ	Max	Units
Center Frequency F_c		836.5		MHz
Bandwidth	25			MHz
Insertion Loss ¹			2.5	dB
Passband Amplitude Ripple ¹			1.5	dB
Stopband Rejection ² , DC to 800 MHz	20			dB
Stopband Rejection ² , 869 to 894 MHz	30			dB
Stopband Rejection ² , 978 to 1006 MHz	25			dB
Stopband Rejection ² , 1050 to 2600 MHz	20			dB
Return Loss ¹	10			dB
Terminating Impedance	50			Ω // 0nF

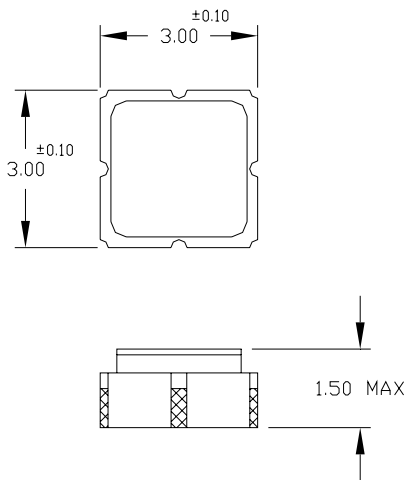
- Notes: 1. Within passband: 824 to 849 MHz
2. Rejection relative to insertion loss

TEST CIRCUIT

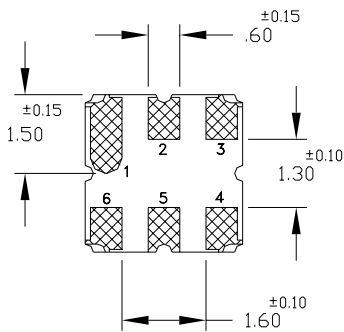
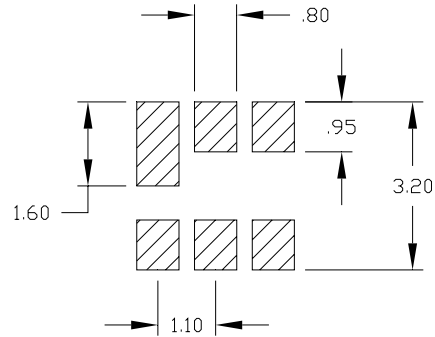
50 ohm single-ended
No matching circuit required



PACKAGE OUTLINE AND SUGGESTED PCB FOOTPRINT



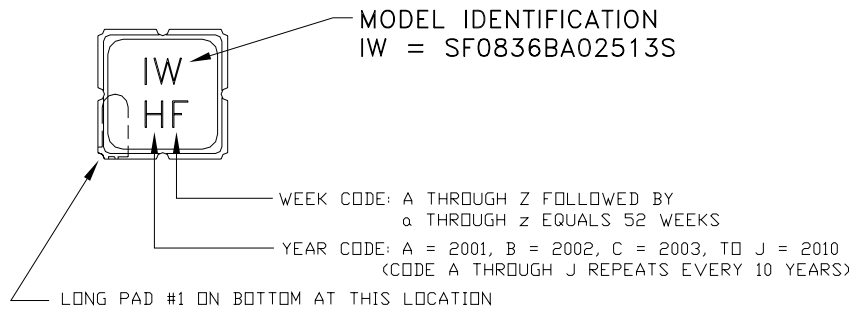
SUGGESTED PCB FOOTPRINT



PIN NO.	DESCRIPTION
2	INPUT
5	OUTPUT
1, 3, 4, 6	GROUND

NOTES:
DIMENSIONS IN MM

MARKING



All specifications are believed to be accurate and reliable. However, Spectrum Microwave reserves the right to make changes without notice.
© 2010 All rights reserved.